

Online Form-filling Tutorial: (For Jharkhand schools only)

1. To fill the registration form online, we can visit the following options.

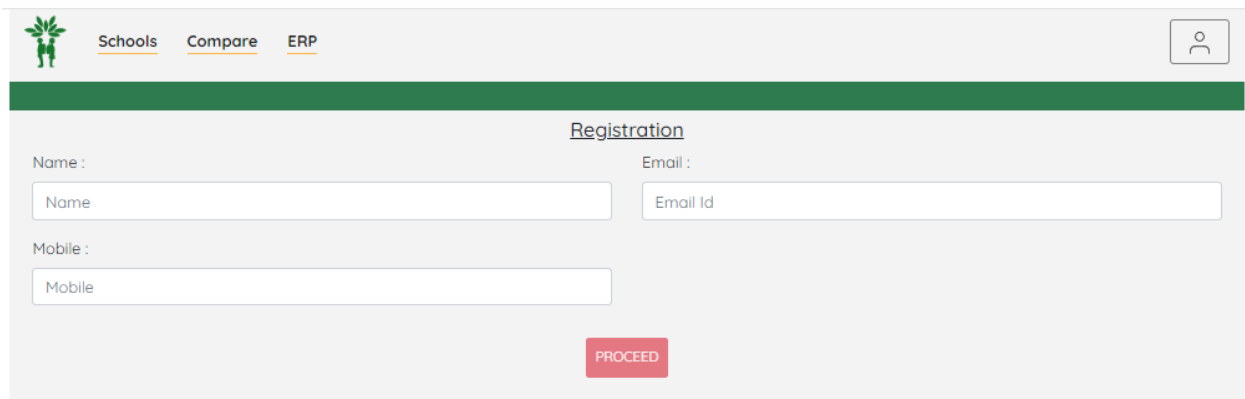
- a. **Visit admissiontree.in website** >> select the state >> select the city >> type the School Name in Search option >> Click on **APPLY NOW** icon at the top of the School's info page.
OR
- b. **Visit the School's website** >> Click on Online Admission / Online Registration / Apply Online tab >> Click on **APPLY NOW** icon at the top of the School's info page.
OR
- c. **Open the online admission link provided by the school** >> **scan the QR code** using a QR scanner app (like Google Lens) from the **standees or posters** available at the school's office >> Click on the **APPLY NOW** button at the top of the school's information page.

The screenshot shows the website interface for 'W. John Multipurpose Boarding School'. At the top, there are navigation links: 'Schools', 'Compare', 'ERP', and 'Blog'. On the right, there are icons for a shopping cart with a '44' notification and a user profile. The main content area features a large photo of a school group. Below the photo, there is a section for 'Admission Going On For Class II'. The 'Apply Now' button is highlighted with a red circle, and a red arrow points to it from the bottom right. Other buttons include 'Compare', 'Notify Me', and social media icons. A dark blue navigation bar at the bottom contains links for 'About Us', 'Gallery', 'Eligibility Criteria', and 'Facilities'. The 'About Us' section is partially visible at the bottom, starting with 'W. John Multipurpose Boarding School was established in 1990 under the guidance of generous personality Dr. M.P Ekka. With a pioneering experience, we'.

After clicking the **APPLY NOW** button, follow these **5 easy steps** to complete the online registration process:

STEP 1: Registration Page:

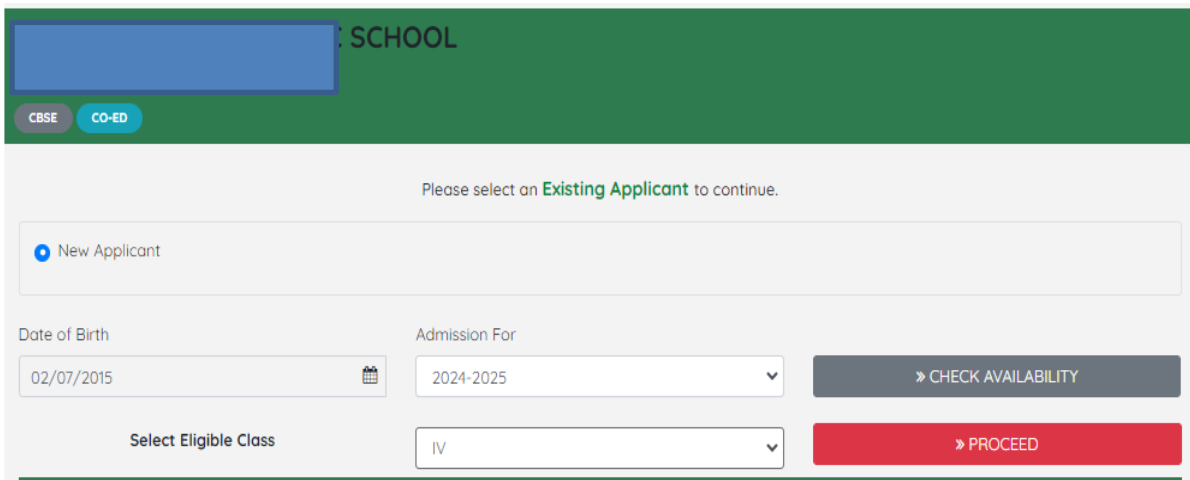
Enter Name, Email id and Phone number >> Click on Proceed.



The screenshot shows the 'Registration' page of a school website. At the top, there is a navigation bar with 'Schools', 'Compare', and 'ERP' links, and a user profile icon. The main heading is 'Registration'. Below it, there are three input fields: 'Name', 'Email Id', and 'Mobile'. A red 'PROCEED' button is located at the bottom of the form.

STEP 2: Eligibility Check Page:

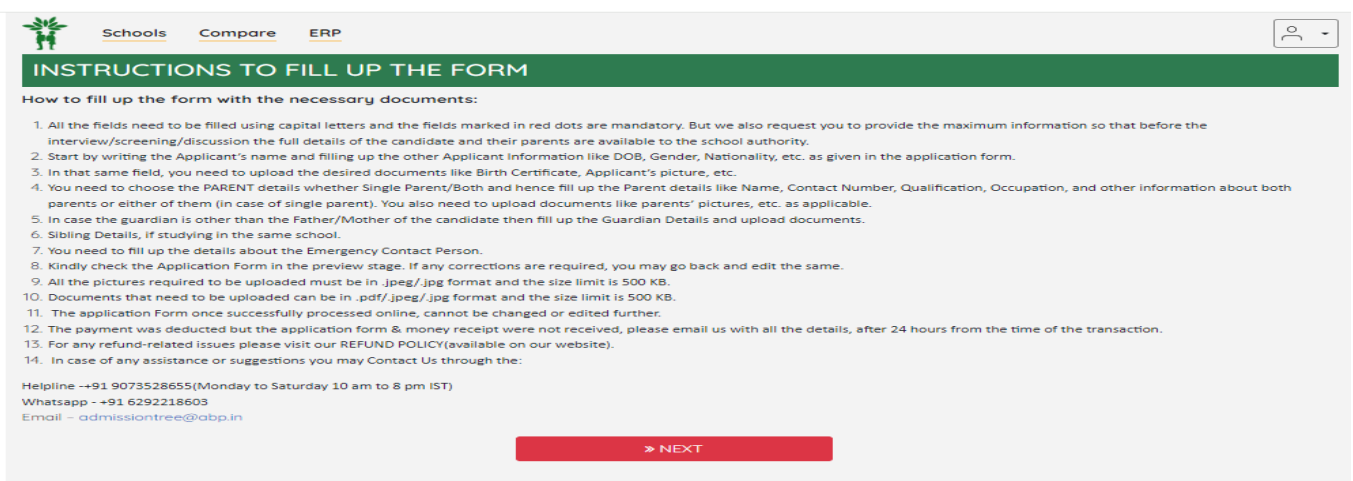
Click on New Applicant >> Enter Date of Birth>> Select **Year** first, then **Month** and then **Date** >> Select the session for the Admission >> Click on CHECK AVAILABILITY >> Select the Class Applying for >> Click on Proceed.



The screenshot shows the 'Eligibility Check' page. At the top, there is a blue header with a school name and 'SCHOOL' text. Below it, there are two buttons: 'CBSE' and 'CO-ED'. The main heading is 'Please select an Existing Applicant to continue.' Below this, there is a radio button for 'New Applicant'. The form includes fields for 'Date of Birth' (02/07/2015), 'Admission For' (2024-2025), and 'Select Eligible Class' (IV). There are two buttons: '» CHECK AVAILABILITY' and '» PROCEED'.

STEP 3: Instruction to fill the form page:

Read the Instructions to fill up the form>> Click on NEXT button.



The screenshot shows the 'Instructions to fill up the form' page. At the top, there is a navigation bar with 'Schools', 'Compare', and 'ERP' links, and a user profile icon. The main heading is 'INSTRUCTIONS TO FILL UP THE FORM'. Below it, there is a sub-heading 'How to fill up the form with the necessary documents:'. The page contains a list of 14 instructions. At the bottom, there is a red '» NEXT' button.

1. All the fields need to be filled using capital letters and the fields marked in red dots are mandatory. But we also request you to provide the maximum information so that before the interview/screening/discussion the full details of the candidate and their parents are available to the school authority.

2. Start by writing the Applicant's name and filling up the other Applicant Information like DOB, Gender, Nationality, etc. as given in the application form.

3. In that same field, you need to upload the desired documents like Birth Certificate, Applicant's picture, etc.

4. You need to choose the PARENT details whether Single Parent/Both and hence fill up the Parent details like Name, Contact Number, Qualification, Occupation, and other information about both parents or either of them (in case of single parent). You also need to upload documents like parents' pictures, etc. as applicable.

5. In case the guardian is other than the Father/Mother of the candidate then fill up the Guardian Details and upload documents.

6. Sibling Details, if studying in the same school.

7. You need to fill up the details about the Emergency Contact Person.

8. Kindly check the Application Form in the preview stage. If any corrections are required, you may go back and edit the same.

9. All the pictures required to be uploaded must be in .jpeg/.jpg format and the size limit is 500 KB.

10. Documents that need to be uploaded can be in .pdf/.jpeg/.jpg format and the size limit is 500 KB.

11. The application Form once successfully processed online, cannot be changed or edited further.

12. The payment was deducted but the application form & money receipt were not received, please email us with all the details, after 24 hours from the time of the transaction.

13. For any refund-related issues please visit our REFUND POLICY(available on our website).

14. In case of any assistance or suggestions you may Contact Us through the:

Helpline -+91 9073528655(Monday to Saturday 10 am to 8 pm IST)
Whatsapp - +91 6292218603
Email - admissiontree@abp.in

STEP 4: Online Form appears:

Fill the required details carefully >> Upload the required documents >> Ensure all the compulsory fields with red dots are filled properly>> Click on **PREVIEW** and check the filled form before moving to the payment option. >> Once the Preview page is checked, click on **PROCEED** button at the bottom of the page.

Application Form

GOSHLA COMPLEX KANKE RANCHI - 834006. SCHOOL

STUDENT'S DETAILS

- First Name of the Student: [Text Field]
- Last Name of the Student: [Text Field]
- Date of Birth (DD/MM/YYYY): [Text Field]
- Date of Birth (in words): [Text Field]
- Gender: [Dropdown Menu]
- Caste: [Dropdown Menu]
- Aadhar Number: [Text Field]
- Class in which Admission is sought for: [Dropdown Menu]
- Nationality: [Dropdown Menu]
- Religion: [Dropdown Menu]
- EWS?: [Dropdown Menu]
- Disabled?: [Dropdown Menu]
- Single Girl Child?: [Dropdown Menu]
- Child with Special Needs?: [Dropdown Menu]
- Medical Certificate for Children with Special Needs: [Choose file] [Browse]
- Picture: [Choose file] [Browse]
- Birth Certificate: [Choose file] [Browse]
- Transfer Certificate: [Choose file] [Browse]
- Email ID: [Text Field]

PRESENT ADDRESS

- Same as Permanent Address?: [Dropdown Menu]
- Present Address: [Text Field]
- Phone Number: [Text Field]
- Email ID: [Text Field]
- Locality Code: [Dropdown Menu]
- Address Proof: [Choose file] [Browse]

SIBLING'S DETAILS (Real Brother(s)/Sister(s) studying in the same School)

+ Add Sibling

PARENT

- Parent: [Dropdown Menu]

LOCAL GUARDIAN (IF ANY)

- Guardian: [Dropdown Menu]

PREVIEW

STEP 5: Registration Fee Payment page:

Check the Payment summary >> Click on the declaration box >> Click on Make Payment >> Select the payment option and proceed with the payment of the Registration fee.

Class: IV

PAYMENT SUMMARY

School's Application Fees : ₹1500

ABP Convenience Fees :

GST on Convenience Fees :

Amount Payable : ₹1600

I declare that the information shared by me in the Application Form are true to the best of my knowledge and that the registration is not a guarantee for admission.

Disclaimer: ABP is not involved in the admission selection process

Back Make Payment

ABP PVT LTD
ADMISSIONTREE|ADMTR183...

₹ 1,600

English

UPI, CARDS & MORE

UPI / QR

Card

Netbanking
All Indian banks

Wallet
PhonePe & more

CONGRATULATIONS! You have successfully completed the registration!

A copy of the filled form and receipt has been sent to your **WhatsApp number and email ID**. Please download the application form and receipt. Remember to **submit a hard copy of the form, along with the required documents, at the school's office** before the online registration period ends.

[REDACTED] TH
PATWABAD, POST-MADHUPUR, DISTRICT-DEOGHAR, JHARKHAND-815353
ACADEMIC SESSION : 2024-2025 (DAY SCHOOL SESSION)
REGISTRATION FORM
Form No.: ABP/WB/KOL/MVMD/24-25-DAY/00003
APPLICATION FOR ADMISSION TO CLASS - III

STUDENT'S DETAILS

First Name : ARADHYA Surname : KUMARI
Seeking Admission for : Boarding School Seeking Admission for Class : III
Date of Birth : 09/07/2016
Place of Birth :
Nationality : Indian Religion : Hindu
Mother Tongue : Hindi Language Spoken at Home :
Category : General Student's Aadhar Number :
Nearest Railway Station : Nearest Airport :
Identification Marks :
Food Allergies/Restrictions (strictly vegetarian food served) :
Blood Group : A+
Allergies :
Chronic Ailment :
Physical Disability :
Any Other Health Problems :

PARENT

Parent : Both

FATHER'S DETAILS

First Name : AJAY Surname : KUMAR SAW
Aadhar Number : PAN Number :
Educational Qualification : Under Graduate Residential Phone Number :
Mobile Number : 7674950235 SMS/Whats App Number :
Email Address : ajay.centurian@gmail.com Alternate Contact Number (Uncle/Neighbour if Parents are unreachable) : 8789620146
Occupation : Service Company Name :

MOTHER'S DETAILS

First Name : SUGANTI Surname : KUMARI
Aadhar Number : PAN Number :
Educational Qualification : Under Graduate Residential Phone Number :
Mobile Number : 8328048526 SMS/Whats App Number :
Email Address : ajay.centurian@gmail.com Alternate Contact Number (Uncle/Neighbour if Parents are unreachable) : 8789620146
Occupation : Home Maker Company Name :

GUARDIAN

ABP/24-25-DAY/072860 School Copy
[REDACTED] TH
PATWABAD, POST-MADHUPUR, DISTRICT-DEOGHAR, JHARKHAND-815353
RECEIPT
For The Session 2024-2025 (DAY SCHOOL SESSION)

Received from : ARADHYA KUMARI on behalf of MADHUSTHALI VIDYAPEETH
Application No.: ABP/WB/KOL/MVMD/24-25-DAY/00003

School's Application Fees	:		e P A I D # 898 pay_N1qCUNdefkQ9uJ 18/11/2023
School's Prospectus Fees	:		
ABP Convenience Charges	:		
GST @18% on Convenience Charge	:		
Total Amount	:		

(Rupees eight hundred ninety eight only) by Online Payment
GST NUMBER :- 19AACCA4609E1ZY
ABP Pvt. Ltd., 6 Prafulla Sarkar Street Kolkata : 700001. West Bengal, India.
----- Cut Here -----

ABP/24-25-DAY/072860 Applicant Copy
[REDACTED] TH
PATWABAD, POST-MADHUPUR, DISTRICT-DEOGHAR, JHARKHAND-815353
RECEIPT
For The Session 2024-2025 (DAY SCHOOL SESSION)

Received from : ARADHYA KUMARI on behalf of MADHUSTHALI VIDYAPEETH
Application No.: ABP/WB/KOL/MVMD/24-25-DAY/00003

School's Application Fees	:		e P A I D # 898 pay_N1qCUNdefkQ9uJ 18/11/2023
School's Prospectus Fees	:		
ABP Convenience Charges	:		
GST @18% on Convenience Charge	:		
Total Amount	:		

(Rupees eight hundred ninety eight only) by Online Payment
GST NUMBER :- 19AACCA4609E1ZY
ABP Pvt. Ltd., 6 Prafulla Sarkar Street Kolkata : 700001. West Bengal, India.

THANK YOU!